

Features

- Changes due to aging are minimal due to special magnetic materials, thus ensuring long continuous holding time
- High vibration and shock resistance
- Operation indicator for easy monitoring

To Order

Select the part number from the available types chart and add the desired coil voltage rating.

MK2KP-UA-DC6
Coil rating

Available Types

Contact form	Terminal
	Plug-in
DPDT	MK2KP

Contact Data

Load	Resistive load (p.f. =1)	Inductive load (p.f. =0.4, L/R=7msec)
Rated load	220 VAC 5A 24 VDC 3A	220 VAC 2A 24 VDC 2.5A
Contact material	Ag	Ag
Carry current	5A	5A
Max. operating voltage	500 VAC 250 VDC	500 VAC 250 VDC
Max. operating current	5A	AC 5A DC 4.6A
Max. switching capacity	1,100VA, 72W	440VA, 60W
Minimum permissible load	1 VDC 1mA (reference value)	

Coil Data

Rated voltage	Set coil				Reset coil			Set pickup voltage (ref. value) % of rated voltage	Reset pickup voltage (ref. value) % of rated voltage	Maximum voltage 110% max.	Power consumption	
	Rated current (mA)	Coil resistance (Ω)	Coil inductance (ref. value) (H)		Rated current (mA)	Coil resistance (Ω)	Coil inductance (ref. value) (H)				Set coil	Reset coil
			Armature ON									
AC	6	286	4.8	0.05	29	78	0.16	80% max.	80% max.	110% max.	Approx. 1.5 to 2 VA	Approx. 0.1 to 0.7 VA
	12	128	25	0.22	14.4	325	0.59					
	24	66	105	0.88	10.8	965	1.09					
	50	31	410	3.93	3.2	8,450	5.03					
	120	19	1,900	15.1	4.2	12,400	16.7					
240	10.4	7,400	54.9	3.4	29,100	53.2						
DC	6	390	13	0.056	92.5	64	0.013	80% max.	80% max.	110% max.	Approx. 2.3 to 2.7 W	Approx. 0.5 to 1.2 W
	12	205	52	0.23	50	240	0.05					
	24	110	210	0.90	22.8	1,050	0.20					
	48	48.5	990	4.13	23.4	2,050	0.20					
	110	26.4	4,160	16.5	11.3	9,740	1.25					

NOTE: 1. The rated current and coil resistance are measured at a coil temperature of 23°C with tolerances of +15%, -20% for rated current, and ± 15% for rated coil resistance.

2. The rated current and performance characteristics are measured at a coil temperature of 5 to 35°C.

3. Peak reverse voltage of the built-in diode is 1,000 V.

Characteristics

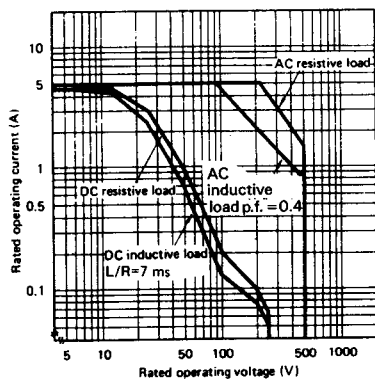
(Data shown are of initial value)

Contact resistance	50mΩ max.
Operate time	30ms max.
Release time	30ms max.
Operating frequency	Mechanically: 1,800 operations/hour Under rated load: 1,800 operations/hour
Insulation resistance	100MΩ min. (at 500 VDC)
Dielectric strength	1,500 VAC, 50/60Hz for 1 minute, (1,000 VAC between non-continuous contacts and between set and reset coils)
Vibration	Mechanical durability: 10 to 55Hz; .06" double amplitude Malfunction durability: 10 to 55Hz; .04" double amplitude
Shock	Mechanical durability: Approx. 50G's Malfunction durability: Approx. 10G's
Ambient temperature	Operating: -10° to +40°C
Humidity	45 to 85% RH
Service life	Mechanically: 5,000,000 operations min. (at operating frequency of 1,800 operations/hour) Electrically: See "Characteristic Data."
Weight	Approx. 3.0oz. (85 g)

Characteristic Data

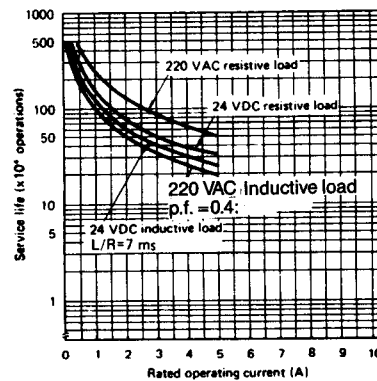
Maximum switching capacity

MK2KP



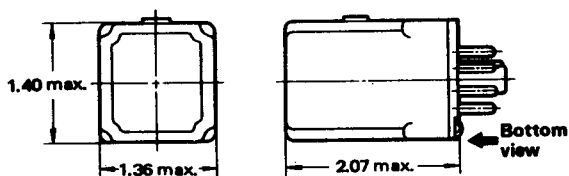
Electrical service life

MK2KP



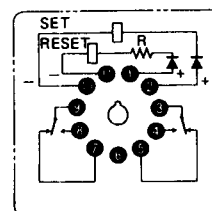
Dimensions

(Unit: inch)



Terminal arrangement/Internal connections

(bottom view)



NOTE:

1. R is a resistor for ampere-turn compensation, and is incorporated in the relays rated at 50 VAC or above and 48 VDC or above.
2. Pay attention to the polarity of the set and reset coils, as incorrect connection of positive and negative terminals will result in malfunctioning of the relay.

Accessories

Connecting Socket

Available Types

Track Mounted Sockets

Relay	Socket	Hold down Clip	Mounting Track
DPDT	PF113A	PFC-A1	PFP-100N or PFP-50N and PFP-M (end plate)

Back Connecting Sockets

DPDT	PL11	PLC	N/A
------	------	-----	-----

See Standard Type for detail.
